

**JOPLIN SCHOOLS
JOPLIN, MISSOURI**

**FINANCIAL STATEMENTS TOGETHER
WITH INDEPENDENT AUDITORS' REPORT**

FOR THE YEAR ENDED JUNE 30, 2016

**JOPLIN SCHOOLS
TABLE OF CONTENTS**

Independent Auditors’ Report..... 1

Management’s Discussion and Analysis 3

Basic Financial Statements

 Statement of Net Position - Modified Cash Basis..... 12

 Statement of Activities - Modified Cash Basis 13

 Balance Sheet - Modified Cash Basis - Governmental Funds 14

 Statement of Revenues, Expenditures and Change in
 Fund Balances - Modified Cash Basis - Governmental Funds 15

 Statement of Fiduciary Net Position - Modified Cash Basis 16

 Statement of Changes in Fiduciary Net Position - Modified Cash Basis..... 17

 Notes to the Basic Financial Statements 18

Supplementary Information

 Budgetary Comparison Schedule - Modified Cash Basis:

 General Fund..... 29

 Special Revenue Fund..... 30

 Debt Service Fund..... 31

 Capital Projects Fund 32

 Notes to the Budgetary Comparison Schedule 33

 Schedule of Revenues Collected by Source..... 34

 Comparison of Revenues Collected by Source..... 35

 Schedule of Expenditures Paid by Object..... 36

 Selected Trends 37

 Schedule of Selected Statistics..... 38

 Schedule of Expenditures of Federal Awards..... 40

**JOPLIN SCHOOLS
TABLE OF CONTENTS**

Internal Control and Compliance

Report on the Administration's Assertions About Compliance with Specified Requirements of Missouri Laws and Regulations	42
Schedule of State Findings.....	43
Independent Auditors' Report on Internal Control over Financial Reporting and on Compliance and Other Matters Based on an Audit of Financial Statements Performed in Accordance with <i>Government Auditing Standards</i>	44
Independent Auditors' Report on Compliance for each Major Federal Program and Report on Internal Control Over Compliance as Required by the Uniform Guidance	46
Schedule of Findings and Questioned Costs	48
Summary Schedule of Prior Audit Findings	49

INDEPENDENT AUDITORS' REPORT

To the Board of Education
Joplin Schools

Report on the Financial Statements

We have audited the accompanying modified cash-basis financial statements of the governmental activities, each major fund and the aggregate remaining fund information of Joplin Schools as of and for the year ended June 30, 2016, and the related notes to the financial statements, which collectively comprise the District's basic financial statements as listed in the table of contents.

Management's Responsibility for the Financial Statements

Management is responsible for the preparation and fair presentation of these financial statements in accordance with the modified cash basis of accounting described in Note A. This includes determining that the modified cash basis of accounting is an acceptable basis for the preparation of the financial statements in the circumstances. Management is also responsible for the design, implementation, and maintenance of internal control relevant to the preparation and fair presentation of the financial statements that are free from material misstatement, whether due to fraud or error.

Auditors' Responsibility

Our responsibility is to express opinions on these financial statements based on our audit. We conducted our audit in accordance with auditing standards generally accepted in the United States of America and the standards applicable to financial audits contained in *Government Auditing Standards*, issued by the Comptroller General of the United States. Those standards require that we plan and perform the audit to obtain reasonable assurance about whether the financial statements are free from material misstatement.

An audit involves performing procedures to obtain audit evidence about the amounts and disclosures in the financial statements. The procedures selected depend on the auditor's judgment, including the assessment of the risks of material misstatement of the financial statements, whether due to fraud or error. In making those risk assessments, the auditor considers internal control relevant to the District's preparation and fair presentation of the financial statements in order to design audit procedures that are appropriate in the circumstances, but not for the purpose of expressing an opinion on the effectiveness of the District's internal control. Accordingly, we express no such opinion. An audit also includes evaluating the appropriateness of accounting policies used and the reasonableness of significant accounting estimates made by management, as well as evaluating the overall presentation of the financial statements.

We believe that the audit evidence we have obtained is sufficient and appropriate to provide a basis for our audit opinions.

Opinions

In our opinion, the financial statements referred to above present fairly, in all material respects, the respective modified cash basis financial position of the governmental activities, each major fund and the aggregate remaining fund information of Joplin Schools as of June 30, 2016, and the respective changes in modified cash basis financial position thereof for the year then ended in accordance with the basis of accounting described in Note A.

Supplementary and Other Information

Our audit was conducted for the purpose of forming opinions on the financial statements as a whole that collectively comprise the District's basic financial statements. The supplementary information, as listed in the table of contents, including the schedule of expenditures of federal awards, as required by Title 2 U.S. Code of Federal Regulations (CFR) Part 200, *Uniform Administrative Requirements, Cost Principles, and Audit Requirements for Federal Awards*, is presented for purposes of additional analysis and is not a required part of the basic financial statements.

Such information is the responsibility of management and was derived from and relates directly to the underlying accounting and other records used to prepare the financial statements. The information has been subjected to the auditing procedures applied in the audit of the basic financial statements and certain additional procedures, including comparing and reconciling such information directly to the underlying accounting and other records used to prepare the basic financial statements or to the basic financial statements themselves, and other additional procedures in accordance with auditing standards generally accepted in the United States of America. In our opinion, the information is fairly stated in all material respects in relation to the basic financial statements as a whole, on the basis of accounting described in Note A.

Management's discussion and analysis on pages 3 through 11 has not been subjected to the auditing procedures applied in the audit of the basic financial statements, and accordingly, we do not express an opinion or provide any assurance on such information.

Other Reporting Required by Government Auditing Standards

In accordance with *Government Auditing Standards*, we have also issued our report dated December 5, 2016 on our consideration of the District's internal control over financial reporting and on our tests of its compliance with certain provisions of laws, regulations, contracts and grant agreements. The purpose of that report is to describe the scope of our testing of internal control over financial reporting and compliance and the results of that testing and not to provide an opinion on the internal control over financial reporting or on compliance. That report is an integral part of an audit performed in accordance with *Government Auditing Standards* in considering the District's internal control over financial reporting and compliance.

Basis of Accounting

We draw attention to Note A of the financial statements that describes the basis of accounting. The financial statements are prepared on the modified cash basis of accounting, which is a basis of accounting other than accounting principles generally accepted in the United States of America. Our opinions are not modified with respect to this matter.



Richmond, Missouri
December 5, 2016

MANAGEMENT'S DISCUSSION AND ANALYSIS (UNAUDITED)

The discussion and analysis of Joplin Schools financial performance provides an overall review of the District's financial activities for the fiscal year ended June 30, 2016. The intent of this discussion and analysis is to look at the School District's financial performance as a whole; readers should also review the basic financial statements, the notes to the basic financial statements and other supplementary information to enhance their understanding of the District's financial performance.

Financial Highlights

Key financial highlights for 2016 are as follows:

- The District's financial status, as reflected in total net position, increased by \$42,117,955.
- General revenues are reported at \$68,797,412. Program specific revenues in the form of charges for services, operating of grants and contributions, and capital grants and contributions accounted for \$19,173,554.
- The District had \$89,633,011 in expenditures; \$19,173,554 of the expenditures were offset by program specific charges for services, grants and contributions.
- Total assets of governmental activities were reported at \$76,747,048. Current assets include cash and cash equivalents.
- Among major funds, the General Fund had \$39,080,428 in revenues and \$26,771,547 in expenditures. After transfers to other funds, the General Fund balance increased \$560,182 from 2015. The District transferred \$7,887,259 from the General Fund to the Special Revenue Fund and \$3,861,440 from the General Fund to the Capital Projects Fund.

Using this Annual Report

This annual report consists of a series of financial statements and notes to those statements. The Statement of Net Position and the Statement of Activities provide information about the activities of the District as a whole and present a longer-term view of the District's finances.



Fund financial statements provide the next level of detail. For governmental activities, these statements tell how these services were financed in the short-term as well as what remains for future spending. The statements then proceed to provide an increasingly detailed look at specific financial activities. The fund financial statements also look at the District's most significant funds.

Reporting the District as a Whole

Statement of Net Position and the Statement of Activities

While this document contains the various funds used by the District to provide programs and activities, the Statement of Net Position and the Statement of Activities summarizes how the District as a whole performed financially during 2016. These statements include all assets and liabilities using the modified cash basis of accounting. The modified cash basis of accounting records revenues when collected and expenditures when paid, as explained in Note A to the financial statements.

These two statements report the District's net position and change in net position. The change in net position is important because it tells the reader that, for the District as a whole, the financial position of the District has improved or diminished. The cause of this change may be the result of many factors, some financial, and some not. Non-financial factors include the District's property tax base, current property tax laws in Missouri, required educational programs, facility conditions and other factors.

In the Statement of Net Position and the Statement of Activities, the District reports governmental activities. Governmental activities are the activities where all of the District's programs and services are reported including, but not limited to, instruction, support services, operation and maintenance of plant, pupil transportation and extracurricular activities.

Reporting the District's Most Significant Funds

Fund Financial Statements

Fund financial reports provide detailed information about the District's major funds. The District uses four governmental funds to account for a multitude of financial transactions. The District considers the following to be major funds: General Fund, Special Revenue Fund, Debt Service Fund and Capital Projects Fund.

Governmental Funds

The District's activities are reported in governmental funds, which focus on how money flows into and out of those funds and the balances left at year-end available for spending in the future periods. These funds are reported using the modified cash basis of accounting. The governmental fund statements provide a detailed short-term view of the District's general government operations and the basic services it provides. Governmental fund information helps to determine whether there are more or fewer financial resources that can be spent in the near future to finance educational programs.

Fiduciary Funds

The District is the trustee, or fiduciary, for healthcare funds. All of the District's fiduciary activities are reported in separate statements. These activities are excluded from the District's other financial statements because the District cannot use these assets to finance its operations. The District is responsible for ensuring that the assets reported in these funds are used for their intended purpose.

The District as a Whole

The Statement of Net Position provides the perspective of the District as a whole.

Table 1 provides a summary of the District's net position for 2016 and 2015:

TABLE 1

	<u>2016</u>	<u>2015</u>
ASSETS		
Cash and cash equivalents	\$ 76,747,048	\$ 37,547,280
LIABILITIES		
Payroll liabilities	<u>1,464,209</u>	<u>4,382,396</u>
NET POSITION		
Restricted for:		
Scholarships	578,111	569,309
Professional development	22,419	-
Capital outlay	5,790,664	12,936,192
Debt service	54,148,403	5,445,102
Unrestricted	<u>14,743,242</u>	<u>14,214,281</u>
Total Net Position	<u>\$ 75,282,839</u>	<u>\$ 33,164,884</u>

Unrestricted net position, the part of the net position that can be used to finance day-to-day activities without constraints established by grants or legal requirements, of the District are reported at \$14,743,242. The District has restricted net position of \$54,148,403 for debt service, \$5,790,664 for capital outlay; \$22,419 for professional development and \$578,111 for scholarships.

TABLE 2

The following table shows the changes in net position for fiscal year 2016 and 2015.

REVENUES	<u>2016</u>	<u>2015</u>
Program Revenues:		
Charges for services	\$ 3,931,663	\$ 5,307,698
Operating grants and contributions	10,641,153	12,863,277
Capital grants and contributions	<u>4,600,738</u>	<u>34,987,190</u>
Total Program Revenues	<u>19,173,554</u>	<u>53,158,165</u>
General Revenues:		
Property taxes	31,872,186	31,931,672
Sales tax	7,471,854	7,225,229
Basic Formula	20,543,816	20,652,994
M & M surtax	1,824,603	1,758,840
State assessed utilities	1,642,764	1,443,050
Earnings on investments	5,008,464	48,696
Fines and escheats	205,126	177,778
In lieu of tax	35,313	31,319
Financial institution tax	28,193	41,265
Net insurance recovery	-	3,848,250
Other revenue	165,093	166,879
Special item - lease purchase proceeds	-	65,500,000
Special item - bond proceeds	<u>43,780,000</u>	<u>-</u>
Total General Revenues and Special Item	<u>112,577,412</u>	<u>132,825,972</u>
Total Revenues	<u>131,750,966</u>	<u>185,984,137</u>
PROGRAM EXPENSES		
Instruction	37,976,926	39,102,216
Student services	2,024,264	2,331,903
Instructional staff support	4,060,965	4,221,512
General administration and central services	3,343,359	2,736,482
Building administration	2,944,885	2,741,643
Operation of plant	7,372,379	8,379,477
Transportation	2,401,507	2,667,091
Food service	3,152,650	2,956,121
Community services	2,717,826	2,596,767
Facility acquisition and construction	9,659,440	53,432,272
Debt Service:		
Principal retirement	8,078,720	49,309,682
Interest and fees	<u>5,900,090</u>	<u>5,976,500</u>
Total Governmental Activities Expenses	<u>89,633,011</u>	<u>176,451,666</u>
CHANGE IN NET POSITION	42,117,955	9,532,471
Net Position Beginning of Year, restated	<u>33,164,884</u>	<u>23,632,413</u>
Net Position End of Year	<u>\$ 75,282,839</u>	<u>\$ 33,164,884</u>

GOVERNMENTAL ACTIVITIES

General revenues accounted for \$68,797,412 in revenue. General revenues are composed primarily of receipts from taxes, \$42,874,913. Other sources of general revenues are federal, state, and local aid not restricted for specific purposes, interest and investment earnings and miscellaneous other sources.

The District had \$89,633,011 in expenditures, \$19,173,554 of these expenditures were offset by program specific charges for services, grants and contributions. General revenues were also expended to provide for these programs.

The Statement of Activities shows the costs of program services and the charges for services and grants offsetting those services. Table 3 shows the total cost of services and the net cost of services. It identifies the costs of these services supported by tax revenue and unrestricted State entitlements.

TABLE 3

	2016		2015	
	Total Cost of Services	Net Cost of Services	Total Cost of Services	Net Cost of Services
Instruction	\$ 37,976,926	\$ 27,012,877	\$ 39,102,216	\$ 28,146,965
Student services	2,024,264	2,024,264	2,331,903	2,331,903
Instructional staff support	4,060,965	4,060,965	4,221,512	3,232,452
General administration and central services	3,343,359	3,343,359	2,736,482	2,736,482
Building administration	2,944,885	2,944,885	2,741,643	2,741,643
Operation of plant	7,372,379	7,347,063	8,379,477	7,919,402
Transportation	2,401,507	1,854,252	2,667,091	1,903,314
Food service	3,152,650	(24,272)	2,956,121	(640,140)
Community services	2,717,826	648,607	2,596,767	728,346
Facilities acquisition and construction	9,659,440	7,268,647	53,432,272	18,906,952
Debt service:				
Principal retirement	8,078,720	8,078,720	49,309,682	49,309,682
Interest and fees	5,900,090	5,900,090	5,976,500	5,976,500
Total Governmental Activities	<u>\$ 89,633,011</u>	<u>\$ 70,459,457</u>	<u>\$ 176,451,666</u>	<u>\$ 123,293,501</u>

Instruction includes activities directly dealing with the teaching of pupils and the interaction between teacher and pupil.

Student services include guidance and counseling, health services, as well as the costs of student attendance reporting.

Instructional staff support includes the activities involved with assisting staff with the content and process of teaching to pupils.

General administration and central services includes the expenditures associated with administrative and financial supervision of the district. It also includes expenditures related to planning, research, development and evaluation of support services, as well as the reporting of this information internally and to the public.

Building administration includes the cost of salaries and benefits for building level principals and office support staff.

Operation of plant activities involves keeping the school grounds, buildings, and equipment in an effective working condition.

Transportation includes activities involved with the conveyance of students to and from school, as well as to and from school activities, as provided by state law.

Food service includes the preparation, delivery, and servicing of lunches, snacks, and other incidental meals to students and school staff in connection with school activities.

Community services includes expenditure related to student activities provided by the District which are designed to provide opportunities for pupils to participate in school events, public events, or a combination of these for the purposes of motivation, enjoyment and skill improvement.

Facility acquisition and construction includes expenditures for land or existing buildings; improvements of grounds; construction of buildings, remodeling of buildings; initial equipment; additional equipment; and replacement of equipment.

Debt service involves the transactions associated with the payment of principal, interest and other related charges for debt of the District.

The District's Funds

The District's major funds are accounted for using the modified cash basis of accounting. All major funds had total revenues of \$131,750,966 (including \$43,780,000 of bond proceeds) and expenditures of \$89,633,011. The District's total fund balances increased by \$42,117,955.

General Fund Budgeting Highlights

The District's budget is prepared according to Missouri law and is based on accounting for certain transactions on the basis of cash receipts and disbursements. The most significant budgeted fund is the General Fund.

During the course of the fiscal 2016 year, the District amended its General Fund budget. The amendments were due to changes in expenditure priorities in the buildings and revenues that exceeded conservatively budgeted amounts. The District uses a budgeting system that estimates expenditures at a maximum and revenues at conservative levels. Site budgets are tightly controlled but provide flexibility for site management.

The District's ending General Fund balance was \$2,430,935 above the final budgeted amount.

Table 4
Debt Administration

The District had the following debt outstanding at June 30:

	<u>2016</u>	<u>2015</u>
2005 General Obligation Refunding Bonds	\$ 3,305,000	\$ 4,300,000
2006 General Obligation Refunding Bonds	4,140,000	4,845,000
2007 General Obligation Building Bonds	48,450,000	49,700,000
2012 General Obligation Building Bonds	34,500,000	34,750,000
2013 General Obligation Building Bonds	27,000,000	27,000,000
2016 General Obligation Refunding Bonds	43,780,000	-
2015A Lease Participation Certificates	15,023,120	19,405,318
Apple Computer Lease	<u>984,767</u>	<u>1,481,290</u>
	<u>\$ 177,182,888</u>	<u>\$ 141,481,608</u>

The Series 2005 bonds in the amount of \$6,600,000 financed the refunding of the outstanding Series 1999 bonds.

The Series 2006 bonds in the amount of \$7,100,000 financed the refunding of the outstanding Series 2001 bonds.

The Series 2007 bonds in the amount of \$57,300,000 financed the acquiring, constructing, improving, furnishing and equipping of school facilities, including renovating and expanding North Middle School, and making improvements to Memorial Middle School, and constructing a new middle school on 50th Street.

The Series 2012 bonds in the amount of \$35,000,000 and the Series 2013 bonds in the amount of \$27,000,000 financed the acquiring, constructing, repairing, improving, furnishing and equipping school facilities, including a new Joplin High School/Franklin Technical Center, a new East Middle School, two new elementary schools, and repairs and improvements to existing schools to include areas that will serve as community safe rooms (tornado shelters).

The Series 2016 bonds in the amount of \$43,780,000 will finance the refunding of the outstanding Series 2007 bonds on March 1, 2017.

The Series 2015A lease certificates in the amount of \$28,500,000 financed the refunding of the outstanding Series 2014 lease certificates.

The Apple Computer lease was used to fund the purchase of technology equipment.

Article VI, Section 26(b), Constitution of Missouri, limits the outstanding amount of authorized General Obligation Bonds of a district to 15% of the assessed valuation of the District. The legal debt margin (excluding state assessed railroad and utility) of the District at June 30, 2016 was:

Constitution debt limit	\$ 131,388,229
General Obligation bonds payable	(117,395,000)
Amount available in Debt Service fund	<u>3,184,241</u>
Legal debt margin	<u>\$ 17,177,470</u>

Current Financial Issues and Concerns

With responsible budget control and by working with stakeholders through the Board of Education to determine ways to meet district needs, Joplin Schools has maintained a reasonable unrestricted reserve balance this year through a continued budget approach of conservatively projecting revenues and expenditures. In the future, the Board of Education will need to determine the target level or range for the reserve balance to reach as a percent of the annual operating budget. Specifically, this will set the goal to reach and maintain unrestricted reserve balances in the General Fund (operating fund) and the Capital Projects Fund.

State and local revenues are not growing at a healthy rate. This puts pressure on the district to engage stakeholders (building site principals and staff, patrons, leadership and the Board of Education) to evaluate absolute classroom needs and supports and determine the best use of resources available to meet those needs. The district remains watchful to ensure that any new, recurring, approved expenditures must be sustained for the long-term with corresponding amounts of reliable, recurring revenues.

The Joplin community continues its efforts to attract new and support existing local businesses and promote quality job growth. Often, tax abatement tools are utilized in this process, which reduce or redirect property tax revenue that may otherwise be available to meet current or future classroom needs. The district should continue to be supportive of appropriate proposed projects, but should inform the community when the projects and tax abatements proposed are not in the best interests of Joplin Schools’ students and patrons. Adding new students and families without the benefit of collecting local taxes to fund education will strain an otherwise balanced operating budget. The effects of these tax abatements can last 23-25 years.

The lease purchase financing with Bank of America has performed as planned. During the year, it was reduced by \$4,382,197 with earmarked grants and revenues received to support the rebuild effort to a balance of \$15,023,121. The purpose of the financing was to fund the rebuild scope of work to recover from the 2011 tornado. The financing allowed Joplin Schools to pay contractors, then submit paid invoices to agencies for reimbursement. The balance is planned to be paid in full by June 1, 2017. As discussed during Board of Education meetings in 2014, there may be a need to continue the reduced balance of financing beyond June 2017 at some level in order to allow time for agencies to complete processing of reimbursements for grant and FEMA obligations. The vast majority of claims for reimbursement to Joplin Schools were submitted to the agencies by June 30, 2016.

An Employee Health Insurance Advisory Committee was established during the year to evaluate the financial condition of the Employee Health Plan. The fund balance of the plan continued a precipitous reduction from recent years, due in part to required adoptions of provisions of the Affordable Care Act, recent years of no premium increases, and not fully funding plan maximum annual liabilities. During the year, infusions to the plan from the operating fund totaling \$1,075,000 were needed to sustain operations. The Committee recommendations to the Board of Education were adopted May 10, 2016 for the health year beginning October 1, 2016 to fully fund the plan.

During the year, the CPA Review Committee was established with the purpose to evaluate and comment on financial approaches the district has taken or is considering. Valuable input has been received from the committee to supplement and confirm district financial practices and direction. The Committee works to support the work of the Board of Education Finance, Salaries and Benefits Committee.

In conclusion, Joplin Schools has a solid financial footing to support future operations. The extended slow recovery by the local, state and national economy from the Great Recession will be conservatively projected into future revenues to sustain recurring expenditures. The combined efforts of district staff, students, patrons, and Board of Education members working together will ensure the community the quality district it demands, and the best use of available resources to meet true educational needs.

Contacting the District's Financial Management

This financial report is designed to provide our taxpayers and creditors with a general overview of the District's finances and to show the District's accountability for the funds received. If you have questions about this report or need additional financial information contact the Superintendent or Chief Financial Officer, Joplin Schools, P.O. Box 128, Joplin, MO 64802, phone (417) 625-5200.

JOPLIN SCHOOLS
STATEMENT OF NET POSITION - MODIFIED CASH BASIS
JUNE 30, 2016

	<u>GOVERNMENTAL ACTIVITIES</u>
ASSETS	
Cash and cash equivalents	\$ <u>76,747,048</u>
LIABILITIES	
Payroll liabilities	<u>1,464,209</u>
NET POSITION	
Restricted for:	
Scholarships	578,111
Professional development	22,419
Capital outlay	5,790,664
Debt service	54,148,403
Unrestricted	<u>14,743,242</u>
Total net position	<u>\$ 75,282,839</u>

See accompanying notes to the basic financial statements.

JOPLIN SCHOOLS
STATEMENT OF ACTIVITIES - MODIFIED CASH BASIS
FOR THE YEAR ENDED JUNE 30, 2016

FUNCTIONS/PROGRAMS	Expenditures	PROGRAM REVENUES			Net (Expenditure)
		Charges For Services	Operating Grants And Contributions	Capital Grants And Contributions	Revenue And Change in Net Position Governmental
GOVERNMENTAL ACTIVITIES					
Instruction	\$ 37,976,926	\$ 2,156,460	\$ 6,597,644	\$ 2,209,945	\$ (27,012,877)
Student services	2,024,264	-	-	-	(2,024,264)
Instruction staff support	4,060,965	-	-	-	(4,060,965)
General administration & central services	3,343,359	-	-	-	(3,343,359)
Building administration	2,944,885	-	-	-	(2,944,885)
Operation of plant	7,372,379	25,316	-	-	(7,347,063)
Transportation	2,401,507	-	547,255	-	(1,854,252)
Food service	3,152,650	571,729	2,605,193	-	24,272
Community services	2,717,826	1,178,158	891,061	-	(648,607)
Facility acquisition and construction	9,659,440	-	-	2,390,793	(7,268,647)
Debt service:					
Principal retirement	8,078,720	-	-	-	(8,078,720)
Interest and fees	5,900,090	-	-	-	(5,900,090)
Total Governmental Activities	\$ 89,633,011	\$ 3,931,663	\$ 10,641,153	\$ 4,600,738	(70,459,457)
			General Revenues:		
			Basic formula		20,543,816
			Property taxes		31,872,186
			Sales tax		7,471,854
			Earnings on investments		5,008,464
			State assessed utilities		1,642,764
			M&M surtax		1,824,603
			In lieu of tax		35,313
			Other revenue		165,093
			Fines and escheats		205,126
			Financial institution tax		28,193
			Total General Revenues		68,797,412
			Special item - bond proceeds		43,780,000
			Total General Revenues and Special item		112,577,412
			Change in net position		42,117,955
			Net Position Beginning of year, Restated		33,164,884
			Net Position End of year		<u>\$ 75,282,839</u>

See accompanying notes to the basic financial statements.

JOPLIN SCHOOLS
BALANCE SHEET - MODIFIED CASH BASIS
GOVERNMENTAL FUNDS
JUNE 30, 2016

	GENERAL FUND	SPECIAL REVENUE FUND	DEBT SERVICE FUND	CAPITAL PROJECTS FUND	TOTAL GOVERNMENTAL FUNDS
ASSETS					
Cash and cash equivalents	\$ 15,549,062	\$ 1,258,919	\$ 54,148,403	\$ 5,790,664	\$ 76,747,048
LIABILITIES AND FUND BALANCES					
Payroll liabilities	\$ 205,290	\$ 1,258,919	\$ -	\$ -	\$ 1,464,209
Fund Balances:					
Restricted	600,530	-	54,148,403	-	54,748,933
Committed	-	-	-	1,652,164	1,652,164
Assigned	1,939,679	-	-	4,138,500	6,078,179
Unassigned	12,803,563	-	-	-	12,803,563
Total fund balances	15,343,772	-	54,148,403	5,790,664	75,282,839
Total Liabilities and Fund Balances	\$ 15,549,062	\$ 1,258,919	\$ 54,148,403	\$ 5,790,664	\$ 76,747,048

See accompanying notes to the basic financial statements.

JOPLIN SCHOOLS
STATEMENT OF REVENUES, EXPENDITURES AND CHANGES IN FUND BALANCES -
MODIFIED CASH BASIS - GOVERNMENTAL FUNDS
FOR THE YEAR ENDED JUNE 30, 2016

	GENERAL FUND	SPECIAL REVENUE FUND	DEBT SERVICE FUND	CAPITAL PROJECTS FUND	TOTAL GOVERNMENTAL FUNDS
REVENUES:					
Local	\$ 27,721,846	\$ 8,659,380	\$ 13,334,641	\$ 148,575	\$ 49,864,442
County	1,205,238	205,126	437,526	-	1,847,890
State	4,627,476	18,926,530	-	117,682	23,671,688
Federal	5,503,180	1,953,556	-	4,382,197	11,838,933
Other	22,688	655,860	-	69,465	748,013
Total Revenues	<u>39,080,428</u>	<u>30,400,452</u>	<u>13,772,167</u>	<u>4,717,919</u>	<u>87,970,966</u>
EXPENDITURES:					
Instruction	6,267,939	31,316,464	-	392,523	37,976,926
Student services	642,900	1,374,519	-	6,845	2,024,264
Instruction staff support	1,773,916	1,968,597	-	318,452	4,060,965
General administration & central services	2,921,765	421,594	-	-	3,343,359
Building administration	968,640	1,976,245	-	-	2,944,885
Operation of plant	7,348,816	-	-	23,563	7,372,379
Transportation	2,401,507	-	-	-	2,401,507
Food service	3,092,650	-	-	60,000	3,152,650
Community services	1,353,414	1,230,292	-	134,120	2,717,826
Facility acquisition and construction	-	-	-	9,659,440	9,659,440
Debt service:					
Principal retirement	-	-	3,200,000	4,878,720	8,078,720
Interest and fees	-	-	5,648,866	251,224	5,900,090
Total Expenditures	<u>26,771,547</u>	<u>38,287,711</u>	<u>8,848,866</u>	<u>15,724,887</u>	<u>89,633,011</u>
Revenues Over (Under) Expenditures	<u>12,308,881</u>	<u>(7,887,259)</u>	<u>4,923,301</u>	<u>(11,006,968)</u>	<u>(1,662,045)</u>
Other Financing Sources (Uses):					
Transfers	(11,748,699)	7,887,259	-	3,861,440	-
Proceeds from sale of bonds	-	-	43,780,000	-	43,780,000
Total Other Financing Sources (Uses)	<u>(11,748,699)</u>	<u>7,887,259</u>	<u>43,780,000</u>	<u>3,861,440</u>	<u>43,780,000</u>
Net change in fund balance	560,182	-	48,703,301	(7,145,528)	42,117,955
Fund balance, beginning, restated	<u>14,783,590</u>	<u>-</u>	<u>5,445,102</u>	<u>12,936,192</u>	<u>33,164,884</u>
Fund balance, ending	<u>\$ 15,343,772</u>	<u>\$ -</u>	<u>\$ 54,148,403</u>	<u>\$ 5,790,664</u>	<u>\$ 75,282,839</u>

See accompanying notes to the basic financial statements.

JOPLIN SCHOOLS
STATEMENT OF FIDUCIARY NET POSITION - MODIFIED CASH BASIS
JUNE 30, 2016

	<u>SELF INSURANCE FUND</u>
ASSETS	
Cash and cash equivalents	<u>\$ 1,261,461</u>
NET POSITION	
Unrestricted	<u>\$ 1,261,461</u>

See accompanying notes to the basic financial statements.

JOPLIN SCHOOLS
STATEMENT OF CHANGES IN FIDUCIARY NET POSITION
MODIFIED CASH BASIS
FOR THE YEAR ENDED JUNE 30, 2016

	SELF INSURANCE FUND
	<u> </u>
Additions	
Contributions - Employees	\$ 2,339,825
Contributions - District	<u>5,017,979</u>
Total additions	<u>7,357,804</u>
Deductions	
Administrative fees	593,262
Benefit claims	<u>6,540,260</u>
Total deductions	<u>7,133,522</u>
Change in Net Position	224,282
Net Position, beginning	<u>1,037,179</u>
Net Position, ending	<u><u>\$ 1,261,461</u></u>

See accompanying notes to the basic financial statements.

JOPLIN SCHOOLS
NOTES TO THE BASIC FINANCIAL STATEMENTS
JUNE 30, 2016

NOTE A - SUMMARY OF SIGNIFICANT ACCOUNTING POLICIES

Principles Used to Determine Scope of Entity: The District's reporting entity includes the District's governing board and all related organizations.

The combined financial statements of the District include all organizations that raise and hold economic resources for the direct benefit of the District. The District has implemented GASB Statement No. 61, *The Financial Reporting Entity: Omnibus an amendment of GASB Statements No. 14 and 34*. GASB Statement No. 61 amended GASB Statement No. 14. GASB Statement 61 modifies certain requirements for inclusion of component units in the financial reporting entity.

The District has determined that no other outside agency meets the criteria set forth in GASB Statement No. 61 and, therefore, no other agency has been included as a component unit in the District's financial statements.

Basis of Presentation: The District's basic financial statements consist of government-wide statements, including a statement of net position and a statement of activities, and fund financial statements which provide a more detailed level of financial information.

Government-wide Financial Statements - The Statement of Net Position and the Statement of Activities display information about the School District as a whole. These statements include the financial activities of the District, except for fiduciary funds.

The Statement of Net Position presents the financial condition of the governmental activities of the District at year-end. The Statement of Activities presents a comparison between direct expenditures and program revenues for each program or function of the District's governmental activities. Direct expenditures are those that are specifically associated with a service, program, or department and therefore clearly identifiable to a particular function. Program revenues include amounts paid by the recipient of goods or services offered by the program and grants and contributions that are restricted to meeting the operational or capital requirements of a particular program. Revenues which are not classified as program revenues are presented as general revenues of the District. The comparison of direct expenditures with program revenues identifies the extent to which each governmental function is self-financing or draws from the general revenues of the District.

Fund-Financial Statements - During the year, the District segregates transactions related to certain District functions or activities in separate funds in order to aid financial management and to demonstrate legal compliance. Fund financial statements are designed to present financial information of the District at this more detailed level. The focus of governmental fund financial statements is on major funds. Each major fund is presented in a separate column.

Fund Accounting: The accounts of the District are organized on the basis of funds, each of which is considered a separate accounting entity. The operations of each fund are accounted for with a separate set of self-balancing accounts that comprise its assets, liabilities, fund balance, revenues and expenditures. District resources are allocated to and accounted for in individual funds based upon the purposes for which they are to be spent and the means by which spending activities are controlled. The following funds are used by the District:

JOPLIN SCHOOLS
NOTES TO THE BASIC FINANCIAL STATEMENTS
JUNE 30, 2016

NOTE A - SUMMARY OF SIGNIFICANT ACCOUNTING POLICIES (continued)

Major Governmental Funds:

General Fund: Accounts for and reports all financial resources not accounted for and reported in another fund.

Special Revenue Fund: Accounts for and reports the proceeds of specific revenue sources that are restricted or committed to expenditure for specified purposes other than debt service or capital projects.

Debt Service Fund: Accounts for and reports the accumulation of resources that are restricted, committed, or assigned to expenditures for principal and interest.

Capital Projects Fund: Accounts for and reports financial resources that are restricted, committed, or assigned to expenditures for capital outlay, including the acquisition or construction of capital facilities and other capital assets.

Fiduciary Funds:

Self Insurance Fund: Accounts for transactions of the District's self-funded medical plan for the purpose of providing benefits to eligible employees.

Government-wide Financial Statements: The government-wide financial statements are prepared using the total economic resources measurement focus. All assets and liabilities associated with the operation of the District are included on the Statement of Net Position.

Fund Financial Statements: All governmental funds are accounted for using a flow of current financial resources measurement focus. With this measurement of focus, only current assets and current liabilities generally are included on the balance sheet. The Statement of Revenues, Expenditures and Changes in Fund Balances reports on the sources (revenues and other financing sources) and uses (expenditures and other financing uses) of current financial resources. This approach does not differ from the manner in which the governmental activities of the District-wide financial statements are prepared.

Basis of Accounting: In the government-wide Statement of Net Position and Statement of Activities and the fund financial statements, governmental activities are presented using the modified cash basis of accounting. This basis recognizes assets, liabilities, net position/fund equity, revenues and expenditures when they result from cash transactions. Also, salaries for teachers are recorded as expenditures paid in the fiscal year in which the obligation under the salary contracts are fulfilled by the teachers, even though a portion of such salaries are not paid until July and August of the following fiscal year. This basis is a comprehensive basis of accounting other than accounting principles generally accepted in the United States of America.

Pooled Cash and Temporary Investments: Cash resources of the individual funds are combined to form a pool of cash and temporary investments which is managed by the District's Treasurer. Investments of the pooled accounts consist primarily of U.S. Government securities and certificates of deposit, carried at cost. Interest income received is allocated to contributing funds based on cash and temporary investment balances. The investment pool is available for use by all funds except the Debt Service Fund (State law requires that all deposits of the Debt Service Fund be kept separate and apart from all other funds of the District).

JOPLIN SCHOOLS
NOTES TO THE BASIC FINANCIAL STATEMENTS
JUNE 30, 2016

NOTE A - SUMMARY OF SIGNIFICANT ACCOUNTING POLICIES (continued)

Vacation and Sick Leave: Vacation time and sick leave are considered as expenditures in the year paid. Accumulated vacation and sick leave benefits unused and which are vested in the employee are payable upon termination at varying rates depending on the employee's rate of pay.

Teachers' Salaries: In accordance with teacher contracts, payroll and benefits for July and August, 2016 related to 2015-2016 contracts in the amount of \$4,386,755 are included in the financial statements as an expenditure paid in the month of June.

OPEB Liabilities: As the District uses the modified cash basis of accounting, Other Post Employment Benefits liabilities are not reported in these financial statements. The District has not provided for an estimate of this liability to be performed.

NOTE B - CASH AND CASH EQUIVALENTS

Custodial credit risk: For deposits, custodial credit risk is the risk that in the event of bank failure, the District's deposits may not be returned to it. At June 30, 2016, the bank balances of the District's deposits, including certificates of deposit, totaled \$31,066,326. Of this amount, \$250,000 was covered by FDIC insurance and \$30,816,326 was supported by a letter of credit, held by banks in the District's name that do not hold the collateralized deposits.

Interest rate risk: Interest rate risk is the risk that changes in interest rates will adversely affect the fair value of an investment. The District has a formal investment policy that minimizes the risk that the market value of securities in the portfolio will fall due to changes in general interest rates by structuring the investment portfolio so that securities mature to meet cash requirements for ongoing operations, thereby avoiding the need to sell securities on the open market prior to maturity and investing operating funds primarily in shorter term securities.

Credit risk: Credit risk is defined as the risk that an issuer or other counterparties to an investment in debt securities will not fulfill its obligation.

The District is participating in the program created by Senate Bill 301 administered by the Missouri Health and Educational Authority (MOHEFA). The program intercepts a portion of state aid and places those funds in escrow to pay the debt service requirement of the District's outstanding bonds. The District's investments in MOHEFA are not rated by any of the nationally recognized statistical rating organizations. The District had \$3,554,541 invested with MOHEFA at June 30, 2016.

Escrow Fund: The District also has an escrow fund established with the proceeds of the Series 2016 Refunding bonds for the purpose of refunding \$47,200,000 of the 2007 General Obligation Bonds. The Series 2007 bonds will be called on March 1, 2017. At June 30, 2016, the escrow fund balance was \$48,376,176.

Concentration of credit risk: Concentration of credit risk is the risk loss attributed to the magnitude of a government's investment in a single user. The District's investment policy states that the portfolio not have a concentration of assets in specific maturity, specific issuer, or specific class of securities.

JOPLIN SCHOOLS
NOTES TO THE BASIC FINANCIAL STATEMENTS
JUNE 30, 2016

NOTE C - RISK MANAGEMENT

The District is exposed to various risks of loss from tort; theft of, damage to and destruction of assets; business interruption; errors and omissions; natural disasters; employee injuries and illnesses; and employee health, dental and accident benefits. Commercial insurance coverage is purchased for claims arising from such matters other than employee health and dental benefits.

The District participates in a self-funded medical plan covering substantially all employees. The plan operates on a fiscal year ended September 30. The administration of the plan is provided through a third party claims administrator. Plan contributions for employee and dependent coverage are made by the District and employees. For the year ended June 30, 2016, the District made contributions of \$4,895,495 and employees contributed \$2,339,825 to the plan.

NOTE D - TAXES

Property taxes attach as an enforceable lien on property as of January 1. Taxes are levied on November 1 and payable by December 31. Jasper and Newton County collect the property tax and remits it to the District. The District also receives sales tax collected by the state and remitted based on weighted average daily attendance. The District is required to reduce its property tax levy by one-half the amount of sales tax estimated to be received in the subsequent calendar year. The District's voters have approved a waiver of the rollback and, therefore, the District was not required to reduce its levy for the calendar year 2015.

The assessed valuation of the tangible taxable property for the calendar year 2015 for purposes of local taxation was:

Real Estate:	
Residential	\$ 368,165,170
Agricultural	6,729,000
Commercial	264,910,800
Personal property	<u>236,116,556</u>
Total	<u>\$ 875,921,526</u>

The tax levy per \$100 of the assessed valuation of tangible taxable property for the calendar year 2015 for purposes of local taxation was:

	<u>Unadjusted</u>	<u>Adjusted</u>
General Fund	\$ 2.7500	\$ 2.7500
Special Revenue Fund	-	-
Debt Service Fund	0.9100	0.9100
Capital Projects Fund	<u>-</u>	<u>-</u>
	<u>\$ 3.6600</u>	<u>\$ 3.6600</u>

The receipts of current and delinquent property taxes during the fiscal year ended June 30, 2016, aggregated approximately 99 percent of the current assessment computed on the basis of the levy as shown above.

JOPLIN SCHOOLS
NOTES TO THE BASIC FINANCIAL STATEMENTS
JUNE 30, 2016

NOTE E - RETIREMENT PLAN

PSRS is a mandatory cost-sharing multiple employer retirement system for all full-time certificated employees and certain part-time certificated employees of all public school districts in Missouri (except the school districts of St. Louis and Kansas City) and all public community colleges. PSRS also includes certificated employees of PSRS, Missouri State Teachers' Association, Missouri State High School Activities Association, and certain employees of the state of Missouri who elected to remain covered by PSRS under legislation enacted in 1986, 1987 and 1989. The majority of PSRS members are exempt from Social Security contributions. In some instances, positions may be determined not to be exempt from Social Security contributions. Any PSRS member who is required to contribute to Social Security comes under the requirements of Section 169.070 (9) RSMo, known as the "2/3's statute." PSRS members required to contribute to Social Security are required to contribute two-thirds of the approved PSRS contribution rate and their employer is required to match the contribution. The members' benefits are further calculated at two-thirds the normal benefit amount. A Comprehensive Annual Financial Report ("CAFR") can be obtained at www.psr-peers.org.

PSRS is a defined benefit plan providing retirement, disability, and death/survivor benefits. Members are vested for service retirement benefits after accruing five years of service. Individuals who (a) are at least age 60 and have a minimum of 5 years of service, (b) have 30 years of service or (c) qualify for benefits under the "Rule of 80" (service and age total at least 80) are entitled to a monthly benefit for life, which is calculated using a 2.5% benefit factor. Beginning July 1, 2001, and ending July 1, 2014, a 2.55% benefit factor is used to calculate benefits for members who have 31 or more years of service. Actuarially age-reduced benefits are available for members with five to 24.9 years of service at age 55. Members who are younger than age 55 and who do not qualify under the "Rule of 80" but have between 25 and 29.9 years of service may retire with a lesser benefit factor. Members that are three years beyond normal retirement can elect to have their lifetime monthly benefits actuarially reduced in exchange for the right to also receive a one-time partial lump sum (PLSO) payment at retirement equal to 12, 24, or 36 times the Single Life benefit amount. A Summary Plan Description detailing the provisions of the plan can be found on PSRS' website at www.psr-peers.org. Since the prior valuation date the benefit provisions were amended to make permanent an early retirement benefit allowing members to retire at any age after 25 years of service.

PSRS members were required to contribute 14.5% of their annual covered salary during fiscal year 2016. Employers were required to match the contributions made by employees. The contribution rate is set each year by the PSRS Board of Trustees upon the recommendation of the independent actuary within the contribution restrictions set in Section 169.030 RSMo. The annual statutory increase in the total contribution rate may not exceed 1% of pay. Contributions for employees of the State of Missouri were made by the state in accordance with the actuarially determined contribution rate needed to fund current costs and prior service costs of state employees as authorized in Section 104.342.8 RSMo.

The District's contributions to PSRS for the year ended June 30, 2016 were \$4,603,758 equal to the required contributions. The District's contributions to S-PSRS, the "2/3's statute", for the year ended June 30, 2016 were \$28,180 equal to the required contributions.

JOPLIN SCHOOLS
NOTES TO THE BASIC FINANCIAL STATEMENTS
JUNE 30, 2016

NOTE E - RETIREMENT PLAN (continued)

PEERS is a mandatory cost-sharing multiple employer retirement system for all public school district employees (except the school districts of St. Louis and Kansas City), employees of the Missouri Association of School Administrators, and community college employees (except the Community College of St. Louis). Employees of covered districts who work 20 or more hours per week on a regular basis and who are not contributing members of the Public School Retirement System of Missouri (PSRS) must contribute to PEERS. Employees of PSRS who do not hold Missouri educator certificates also contribute to PEERS. PEERS was established as a trust fund by an Act of the Missouri General Assembly effective October 13, 1965. Statutes governing the System are found in Sections 169.600-169.715 and Sections 169.560-169.595 RSMo. The statutes place responsibility for the operation of PEERS on the Board of Trustees of the Public School Retirement System of Missouri. A Comprehensive Annual Financial Report ("CAFR") can be obtained at www.psr-peers.org.

PEERS is a defined benefit plan providing service retirement and disability benefits to its members. Members are vested for service retirement benefits after accruing five years of service. Individuals who (a) are at least age 60 and have a minimum of five years of service, (b) have 30 years of service, or (c) qualify for benefits under the "Rule of 80" (service and age total at least 80) are entitled to a monthly benefit for life, which is calculated using a 1.61% benefit factor. Members qualifying for "Rule of 80" or "30-and-out" are entitled to an additional temporary .8% benefit multiplier until reaching minimum Social Security age (currently age 62). Actuarially age-reduced retirement benefits are available with five years of service at age 55. Members who are younger than age 55 and who do not qualify under the "Rule of 80" but have between 25 and 29.9 years of service may retire with a lesser benefit factor. Members that are three years beyond normal retirement can elect to have their lifetime monthly benefits actuarially reduced in exchange for the right to also receive a one-time partial lump sum (PLSO) payment at retirement equal to 12, 24, or 36 times the Single Life benefit amount. A Summary Plan Description detailing the provisions of the plan can be found on PSRS' website at www.psr-peers.org.

PEERS members were required to contribute 6.86% of their annual covered salary during fiscal year 2016. Employers were required to match the contributions made by employees. The contribution rate is set each year by the PSRS Board of Trustees upon the recommendation of the independent actuary within the contribution restrictions set in Section 169.030 RSMo. The annual statutory increase in the total contribution rate may not exceed 0.5% of pay.

The District's contributions to PEERS for the year ended June 30, 2016 were \$ 850,987 equal to the required contributions.

NOTE F - INTERFUND TRANSFERS

During the year, the District transferred \$7,887,259 from the General Fund to the Special Revenue Fund to avoid deficit spending in the Special Revenue Fund.

The District also made a \$60,000 transfer from the General Fund to the Capital Projects Fund for related food services capital outlay expenditures; a \$409,697 transfer from the General Fund to the Capital Projects Fund for related transportation capital outlay expenditures; and a \$3,391,743 transfer from the General Fund to the Capital Projects Fund for necessary capital outlay expenditures. This revenue transfer is capped by an amount calculated annually by the Missouri Department of Elementary and Secondary Education (DESE)

JOPLIN SCHOOLS
NOTES TO THE BASIC FINANCIAL STATEMENTS
JUNE 30, 2016

NOTE G - LONG-TERM DEBT

Changes in long-term debt during the fiscal year were as follows:

	Balance			Amount	
	July 1, 2015	Additions	Retirements	Balance June 30, 2016	due in one year
Bonds Payable	\$ 120,595,000	\$ 43,780,000	\$ 3,200,000	\$ 161,175,000	\$ 50,385,000
Lease Participation Certificates	19,405,318	-	4,382,197	15,023,121	15,023,121
Capital Lease	1,481,290	-	496,523	984,767	490,178
Total	<u>\$ 141,481,608</u>	<u>\$ 43,780,000</u>	<u>\$ 8,078,720</u>	<u>\$ 177,182,888</u>	<u>\$ 65,898,299</u>

During the year, the District issued \$43,780,000 Series 2016 General Obligation Refunding Bonds to refund \$47,200,000 of the Series 2007 bonds on March 1, 2017. This refunding was undertaken to obtain an economic gain at a net present value of \$7,091,992.

NOTE H - BONDS PAYABLE

Bonds payable at June 30, 2016, consist of:

Series 2005 general obligation refunding bonds due in varying annual installments through March 1, 2017; interest at 4.4 to 5.1%	\$ 3,305,000
Series 2006 general obligation refunding bonds due in varying annual installments through March 1, 2021; interest at 4.5 to 5.25%	4,140,000
Series 2007 general obligation building bonds due in varying annual installments through March 1, 2027; interest at 4.0 to 5.0%	48,450,000
Series 2012 general obligation building bonds due in varying annual installments through March 1, 2032; interest at 2.0 to 5.0%	34,500,000
Series 2013 general obligation building bonds due in varying annual installments through March 1, 2033; interest at 3.0 to 5.0%	27,000,000
Series 2016 general obligation refunding bonds due in varying annual installments through March 1, 2027; interest at 2.0 to 5.0%	<u>43,780,000</u>
Total	<u>\$ 161,175,000</u>

JOPLIN SCHOOLS
NOTES TO THE BASIC FINANCIAL STATEMENTS
JUNE 30, 2016

NOTE H - BONDS PAYABLE (continued)

Bond requirements at June 30, 2016, are:

Year Ending June 30,	Principal	Interest	Total
2017	\$ 50,385,000	\$ 6,646,834	\$ 57,031,834
2018	3,365,000	4,522,333	7,887,333
2019	3,540,000	4,383,193	7,923,193
2020	4,130,000	4,234,637	8,364,637
2021	4,325,000	4,039,825	8,364,825
2022	4,950,000	3,835,225	8,785,225
2023	5,450,000	3,592,725	9,042,725
2024	5,950,000	3,325,225	9,275,225
2025	6,400,000	3,089,725	9,489,725
2026	6,830,000	2,836,225	9,666,225
2027	7,100,000	2,697,125	9,797,125
2028	7,900,000	2,484,125	10,384,125
2029	8,700,000	2,192,125	10,892,125
2030	9,550,000	1,844,125	11,394,125
2031	10,000,000	1,398,125	11,398,125
2032	11,100,000	932,125	12,032,125
2033	11,500,000	516,813	12,016,813
	<u>\$ 161,175,000</u>	<u>\$ 52,570,510</u>	<u>\$ 213,745,510</u>

NOTE I - CAPITAL LEASE OBLIGATIONS

On April 27, 2015, the District entered into a lease purchase agreement for technology equipment. The agreement requires three annual payments of \$499,041 including interest at 0.90%.

On April 1, 2016, the District entered into a \$17,100,000 lease purchase agreement to refinance the Series 2014A Certificates of Participation. The original lease was used to provide the short-term funding needed to complete construction until the District collects FEMA, SEMA and grant reimbursements. These Series 2015A Certificates of Participation mature on June 1, 2017. The outstanding balance at June 30, 2016 was \$15,023,121 with a current interest rate at 1.3743%

Future minimum lease payments on the above leases are as follows:

Year Ending June 30,	Principal	Interest	Total
2017	\$ 15,513,298	\$ 215,326	\$ 15,728,624
2018	494,590	4,451	499,041
Total	<u>\$ 16,007,888</u>	<u>\$ 219,777</u>	<u>\$ 16,227,665</u>

JOPLIN SCHOOLS
NOTES TO THE BASIC FINANCIAL STATEMENTS
JUNE 30, 2016

NOTE J - COMMITMENTS

At June 30, 2016, the District was committed to \$1,652,164 in construction contracts.

NOTE K - LITIGATION

As of June 30, 2016, the District had several unsettled claims at various stages of litigation. At this time, outcomes cannot be predicted, however the District is vigorously defending against each claim.

NOTE L - SUBSEQUENT EVENTS

Subsequent to the end of the fiscal year, the District made payments totaling \$3,389,497 for construction and related expenditures.

NOTE M - FUND BALANCES - GOVERNMENTAL FUNDS

Statement No. 54 of the Governmental Accounting Standards Board (GASB 54) establishes accounting and financial reporting standards for all governments that report governmental funds. GASB 54 establishes criteria for classifying fund balances and clarifies definitions for governmental fund types.

GASB 54 establishes five (5) fund balance categories: Nonspendable, Restricted, Committed, Assigned and Unassigned:

Nonspendable fund balance - Funds that cannot be spent due to their form (e.g., inventories and prepaid) or funds that legally or contractually must be maintained intact.

Restricted fund balance - Funds that are mandated for a specific purpose by external parties, constitutional provisions or enabling legislation.

Committed fund balance - Funds that are set aside for a specific purpose by the District's highest level of decision-making authority. Formal action must be taken prior to the end of the fiscal year. The same formal action must be taken to remove or change the limitations placed on the funds.

Assigned fund balance - Funds that are set aside with the intent to be used for a specific purpose by the District's highest level of decision-making authority to a body or official who has been given the authority to assign funds. Assigned funds are residual amounts in governmental funds other than the General Fund. Assigned funds cannot cause a deficit in unassigned fund balance.

Unassigned fund balance - Excess funds that have not been classified in the previous four (4) categories. All funds in this category are considered spendable resources. This category also provides the resources necessary to meet unexpected expenditures and revenue shortfalls. The General Fund should be the only fund that reports a positive unassigned fund balance amount. In other governmental funds, if expenditures incurred for specific purposes exceeded the amounts restricted, committed or assigned to those purposes, it may be necessary to report a negative fund balance.

The District's policy is to apply expenditures against nonspendable fund balance, restricted fund balance, committed fund balance, assigned fund balance, and unassigned fund balance. First, nonspendable fund balances are determined. Then, restricted fund balances for specific purposes are determined.

JOPLIN SCHOOLS
NOTES TO THE BASIC FINANCIAL STATEMENTS
JUNE 30, 2016

NOTE M - FUND BALANCES - GOVERNMENTAL FUNDS (continued)

As of June 30, 2016, fund balances are composed of the following:

	General Fund	Special Revenue Fund	Debt Service Fund	Capital Projects Fund
Restricted:				
Debt service	\$ -	\$ -	\$ 54,148,403	\$ -
Scholarships	578,111	-	-	-
Professional development	<u>22,419</u>	<u>-</u>	<u>-</u>	<u>-</u>
Total restricted	<u>600,530</u>	<u>-</u>	<u>54,148,403</u>	<u>-</u>
Committed:				
Construction projects	<u>-</u>	<u>-</u>	<u>-</u>	<u>1,652,164</u>
Assigned:				
Student activities	984,069	-	-	-
Capital projects	-	-	-	4,138,500
Food service	<u>955,610</u>	<u>-</u>	<u>-</u>	<u>-</u>
Total assigned	<u>1,939,679</u>	<u>-</u>	<u>-</u>	<u>4,138,500</u>
Unassigned	<u>12,803,563</u>	<u>-</u>	<u>-</u>	<u>-</u>
Total fund balances	<u>\$ 15,343,772</u>	<u>\$ -</u>	<u>\$ 54,148,403</u>	<u>\$ 5,790,664</u>

NOTE N - RESTATEMENT OF NET ASSETS/FUND BALANCES

During the year, the District reclassified the self-insurance fund (internal service fund) of \$1,037,179, as reported in the prior year financial statements, as a fiduciary fund. Additionally, the District has reclassified scholarship funds of \$569,309, as reported in the prior year financial statements, in the governmental activities and the General Fund. Accordingly, beginning net assets/fund balance have been restated for these changes.

	Governmental Activities	General Fund
Net position/fund balance, June 30, 2015	\$ 33,632,754	\$ 14,214,281
Reclass self-insurance funds	(1,037,179)	-
Reclass scholarship funds	<u>569,309</u>	<u>569,309</u>
Net position/fund balance, restated	<u>\$ 33,164,884</u>	<u>\$ 14,783,590</u>

SUPPLEMENTARY INFORMATION

JOPLIN SCHOOLS
BUDGETARY COMPARISON SCHEDULE - MODIFIED CASH BASIS
GENERAL FUND
FOR THE YEAR ENDED JUNE 30, 2016

	BUDGET		ACTUAL	VARIANCE
	ORIGINAL	FINAL		
REVENUES:				
Local	\$ 26,961,567	\$ 27,839,061	\$ 27,721,846	\$ (117,215)
County	750,000	750,000	1,205,238	455,238
State	4,752,063	4,771,869	4,627,476	(144,393)
Federal	7,191,311	7,300,390	5,503,180	(1,797,210)
Other	-	15,714	22,688	6,974
Total Revenues	<u>39,654,941</u>	<u>40,677,034</u>	<u>39,080,428</u>	<u>(1,596,606)</u>
EXPENDITURES:				
Instruction	6,714,894	7,495,999	6,267,939	1,228,060
Student services	737,531	734,179	642,900	91,279
Instruction staff support	2,007,641	2,167,088	1,773,916	393,172
General administration & central services	2,782,820	3,100,764	2,921,765	178,999
Building administration	991,348	1,041,875	968,640	73,235
Operation of plant	7,742,132	7,783,186	7,348,816	434,370
Transportation	2,587,847	2,661,030	2,401,507	259,523
Food service	2,941,765	2,986,301	3,092,650	(106,349)
Community services	3,377,179	3,443,351	1,353,414	2,089,937
Facility acquisition and construction	-	-	-	-
Debt service:				
Principal retirement	-	-	-	-
Interest and fees	-	-	-	-
Total Expenditures	<u>29,883,157</u>	<u>31,413,773</u>	<u>26,771,547</u>	<u>4,642,226</u>
Revenues Over (Under) Expenditures	9,771,784	9,263,261	12,308,881	3,045,620
Other Financing Sources (Uses):				
Transfers	(9,671,408)	(11,134,014)	(11,748,699)	(614,685)
Net change in fund balance	100,376	(1,870,753)	560,182	2,430,935
Fund balance, beginning	<u>14,783,590</u>	<u>14,783,590</u>	<u>14,783,590</u>	<u>-</u>
Fund balance, ending	<u>\$ 14,883,966</u>	<u>\$ 12,912,837</u>	<u>\$ 15,343,772</u>	<u>\$ 2,430,935</u>

JOPLIN SCHOOLS
BUDGETARY COMPARISON SCHEDULE - MODIFIED CASH BASIS
SPECIAL REVENUE FUND
FOR THE YEAR ENDED JUNE 30, 2016

	BUDGET		ACTUAL	VARIANCE
	ORIGINAL	FINAL		
REVENUES:				
Local	\$ 8,354,732	\$ 8,354,732	\$ 8,659,380	\$ 304,648
County	240,000	240,000	205,126	(34,874)
State	18,933,087	19,018,684	18,926,530	(92,154)
Federal	3,005,213	2,682,935	1,953,556	(729,379)
Other	989,694	989,694	655,860	(333,834)
Total Revenues	<u>31,522,726</u>	<u>31,286,045</u>	<u>30,400,452</u>	<u>(885,593)</u>
EXPENDITURES:				
Instruction	32,112,630	33,054,057	31,316,464	1,737,593
Student services	1,173,454	1,194,658	1,374,519	(179,861)
Instruction staff support	1,632,057	1,563,016	1,968,597	(405,581)
General administration & central services	233,363	431,090	421,594	9,496
Building administration	2,790,168	2,897,238	1,976,245	920,993
Operation of plant	-	-	-	-
Transportation	-	-	-	-
Food service	-	-	-	-
Community services	1,273,462	1,301,000	1,230,292	70,708
Facility acquisition and construction	-	-	-	-
Debt service:				
Principal retirement	-	-	-	-
Interest and fees	-	-	-	-
Total Expenditures	<u>39,215,134</u>	<u>40,441,059</u>	<u>38,287,711</u>	<u>2,153,348</u>
Revenues Over (Under) Expenditures	(7,692,408)	(9,155,014)	(7,887,259)	1,267,755
Other Financing Sources (Uses):				
Transfers	7,692,408	9,155,014	7,887,259	(1,267,755)
Net change in fund balance	-	-	-	-
Fund balance, beginning	-	-	-	-
Fund balance, ending	<u>\$ -</u>	<u>\$ -</u>	<u>\$ -</u>	<u>\$ -</u>

JOPLIN SCHOOLS
BUDGETARY COMPARISON SCHEDULE - MODIFIED CASH BASIS
DEBT SERVICE FUND
FOR THE YEAR ENDED JUNE 30, 2016

	BUDGET		ACTUAL	VARIANCE
	ORIGINAL	FINAL		
REVENUES:				
Local	\$ 8,111,873	\$ 13,101,567	\$ 13,334,641	\$ 233,074
County	250,000	250,000	437,526	187,526
State	-	-	-	-
Federal	-	-	-	-
Other	-	-	-	-
Total Revenues	8,361,873	13,351,567	13,772,167	420,600
EXPENDITURES:				
Instruction	-	-	-	-
Student services	-	-	-	-
Instruction staff support	-	-	-	-
General administration & central services	-	-	-	-
Building administration	-	-	-	-
Operation of plant	-	-	-	-
Transportation	-	-	-	-
Food service	-	-	-	-
Community services	-	-	-	-
Facility acquisition and construction	-	-	-	-
Debt service:				
Principal retirement	3,200,000	3,200,000	3,200,000	-
Interest and fees	5,304,000	5,659,500	5,648,866	10,634
Total Expenditures	8,504,000	8,859,500	8,848,866	10,634
Revenues Over (Under) Expenditures	(142,127)	4,492,067	4,923,301	431,234
Other Financing Sources (Uses):				
Proceeds from sale of bonds	-	42,780,000	43,780,000	1,000,000
Net change in fund balance	(142,127)	47,272,067	48,703,301	1,431,234
Fund balance, beginning	5,445,102	5,445,102	5,445,102	-
Fund balance, ending	<u>\$ 5,302,975</u>	<u>\$ 52,717,169</u>	<u>\$ 54,148,403</u>	<u>\$ 1,431,234</u>

JOPLIN SCHOOLS
BUDGETARY COMPARISON SCHEDULE - MODIFIED CASH BASIS
CAPITAL PROJECTS FUND
FOR THE YEAR ENDED JUNE 30, 2016

	BUDGET		ACTUAL	VARIANCE
	ORIGINAL	FINAL		
REVENUES:				
Local	\$ 167,079	\$ 242,779	\$ 148,575	\$ (94,204)
County	-	-	-	-
State	3,115,000	3,233,448	117,682	(3,115,766)
Federal	18,185,470	23,197,470	4,382,197	(18,815,273)
Other	-	-	69,465	69,465
Total Revenues	<u>21,467,549</u>	<u>26,673,697</u>	<u>4,717,919</u>	<u>(21,955,778)</u>
EXPENDITURES:				
Instruction	1,704,740	1,864,088	392,523	1,471,565
Student services	-	7,700	6,845	855
Instruction staff support	713,000	821,200	318,452	502,748
General administration & central services	100,000	-	-	-
Building administration	-	-	-	-
Operation of plant	-	24,633	23,563	1,070
Transportation	400,000	400,000	-	400,000
Food service	-	-	60,000	(60,000)
Community services	-	5,160,622	134,120	5,026,502
Facility acquisition and construction	8,769,878	9,265,584	9,659,440	(393,856)
Debt service:				
Principal retirement	19,405,317	19,405,317	4,878,720	14,526,597
Interest and fees	616,000	616,000	251,224	364,776
Total Expenditures	<u>31,708,935</u>	<u>37,565,144</u>	<u>15,724,887</u>	<u>21,840,257</u>
Revenues Over (Under) Expenditures	(10,241,386)	(10,891,447)	(11,006,968)	(115,521)
Other Financing Sources (Uses):				
Transfers	1,979,000	1,979,000	3,861,440	1,882,440
Net change in fund balance	(8,262,386)	(8,912,447)	(7,145,528)	1,766,919
Fund balance, beginning	12,936,192	12,936,192	12,936,192	-
Fund balance, ending	<u>\$ 4,673,806</u>	<u>\$ 4,023,745</u>	<u>\$ 5,790,664</u>	<u>\$ 1,766,919</u>

JOPLIN SCHOOLS
NOTES TO THE BUDGETARY COMPARISON SCHEDULE
JUNE 30, 2016

Budgets and Budgetary Accounting

The District follows these procedures in establishing the budgetary data reflected in the financial statements:

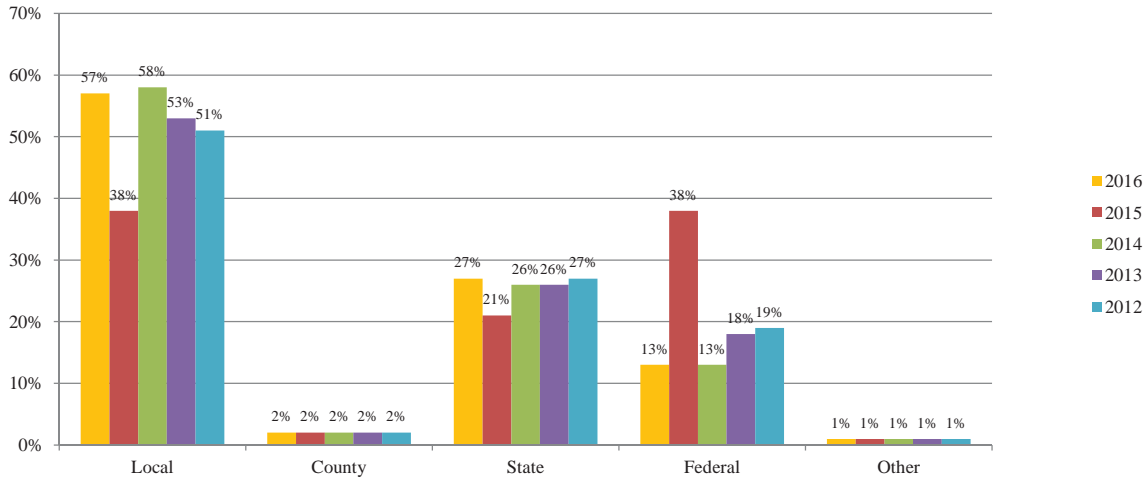
1. In accordance with Chapter 67, RSMo, the District adopts a budget for each fund.
2. Prior to June 30, the Chief Financial Officer, who serves as the budget officer, submits to the Board of Education a proposed budget for the fiscal year beginning July 1. The proposed budget includes estimated revenues and proposed expenditures for all District funds. Budgeted expenditures cannot exceed beginning available monies plus estimated revenues for the year.
3. A public hearing is conducted to obtain taxpayer comments. Prior to its approval by the Board of Education, the budget document is available for public inspection.
4. Prior to July 1, the budget is legally enacted by a vote of the Board of Education.
5. Subsequent to its formal approval of the budget, the Board of Education has the authority to make necessary adjustments to the budget by formal vote of the Board. Adjustments made during the year are reflected in the budget information included in the financial statements.
6. Budgets for the District governmental funds are prepared on the modified cash basis of accounting.

JOPLIN SCHOOLS
SCHEDULE OF REVENUES COLLECTED BY SOURCE
FOR THE YEAR ENDED JUNE 30, 2016

	GENERAL FUND	SPECIAL REVENUE FUND	DEBT SERVICE FUND	CAPITAL PROJECTS FUND	TOTAL
LOCAL:					
Property tax	\$ 24,014,524	\$ -	\$ 7,857,662	\$ -	\$ 31,872,186
Sales tax	-	7,471,854	-	-	7,471,854
M & M surtax	1,370,945	-	453,658	-	1,824,603
Financial institution tax	-	-	7,010	21,183	28,193
In lieu of tax	-	-	8,780	26,533	35,313
Earnings on investments	630	303	5,007,531	-	5,008,464
Tuition	27,851	1,155,433	-	-	1,183,284
Food service	571,729	-	-	-	571,729
Student activities	1,474,956	-	-	-	1,474,956
Other local revenue	261,211	31,790	-	100,859	393,860
Total Local	<u>27,721,846</u>	<u>8,659,380</u>	<u>13,334,641</u>	<u>148,575</u>	<u>49,864,442</u>
COUNTY:					
Fines and escheats	-	205,126	-	-	205,126
State assessed utilities	1,205,238	-	437,526	-	1,642,764
Total County	<u>1,205,238</u>	<u>205,126</u>	<u>437,526</u>	<u>-</u>	<u>1,847,890</u>
STATE:					
Basic formula	-	17,713,527	-	-	17,713,527
Transportation	547,255	-	-	-	547,255
Basic formula - classroom trust fund	2,830,289	-	-	-	2,830,289
Early Childhood Special Ed.	579,001	485,630	-	-	1,064,631
Career Education	-	678,901	-	1,459	680,360
Food service	27,753	-	-	-	27,753
High Need Fund	435,134	-	-	-	435,134
Adult Education & Literacy	17,314	48,472	-	-	65,786
Educational Screening Prog/PAT	187,070	-	-	-	187,070
Career education enhancement grant	-	-	-	116,223	116,223
Other state revenue	3,660	-	-	-	3,660
Total State	<u>4,627,476</u>	<u>18,926,530</u>	<u>-</u>	<u>117,682</u>	<u>23,671,688</u>
FEDERAL:					
Title I	292,174	1,598,007	-	-	1,890,181
Title II - Part A	108,960	-	-	-	108,960
Title III	41,914	3,704	-	-	45,618
Adult Education & Literacy	15,931	114,256	-	-	130,187
Perkins Basic Grant	185,059	68,819	-	-	253,878
Medicaid	303,328	-	-	-	303,328
Individuals with Disabilities	1,659,306	-	-	-	1,659,306
Food Service	2,577,440	-	-	-	2,577,440
Dept of Health food service program	142,011	-	-	-	142,011
Early Childhood Special Ed.	124,321	106,062	-	-	230,383
Resource Officer Training Corps	-	62,708	-	-	62,708
IDEA grants	52,736	-	-	-	52,736
Federal emergency mgt agency (FEMA) funds	-	-	-	2,390,793	2,390,793
Other federal revenue	-	-	-	1,991,404	1,991,404
Total Federal	<u>5,503,180</u>	<u>1,953,556</u>	<u>-</u>	<u>4,382,197</u>	<u>11,838,933</u>
OTHER:					
Sale of property	3,775	-	-	69,465	73,240
Bond proceeds	-	-	43,780,000	-	43,780,000
Payments from other districts	18,913	655,860	-	-	674,773
Total Other	<u>22,688</u>	<u>655,860</u>	<u>43,780,000</u>	<u>69,465</u>	<u>44,528,013</u>
Total Revenues Collected	<u>\$ 39,080,428</u>	<u>\$ 30,400,452</u>	<u>\$ 57,552,167</u>	<u>\$ 4,717,919</u>	<u>\$ 131,750,966</u>

**JOPLIN SCHOOLS
COMPARISON OF REVENUES COLLECTED BY SOURCE
FOR THE YEARS ENDED JUNE 30, 2016, 2015, 2014, 2013 AND 2012**

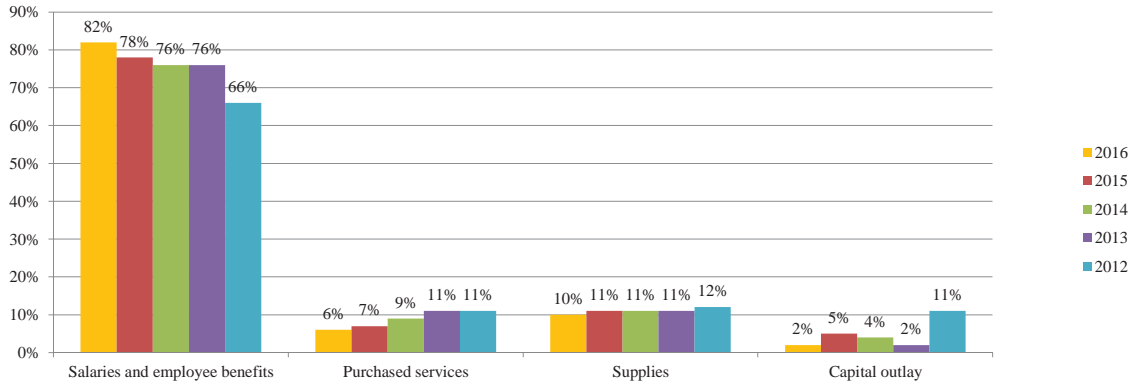
	2016	2015	2014	2013	2012
Local	\$ 49,864,442	\$ 110,793,037	\$ 47,471,397	\$ 47,482,921	\$ 43,126,208
County	1,847,890	1,620,828	1,581,258	1,448,632	1,344,102
State	23,671,688	24,023,742	21,116,361	22,765,026	23,280,008
Federal	11,838,933	44,599,612	10,536,549	16,037,536	15,715,471
Other	748,013	4,946,919	4,303,985	81,087,067	63,303,231
Total	\$ 87,970,966	\$ 185,984,138	\$ 85,009,550	\$ 168,821,182	\$ 146,769,020



Note: The above graphs do not include proceeds from bonds, leases or insurance recovery.

JOPLIN SCHOOLS
SCHEDULE OF EXPENDITURES PAID BY OBJECT
FOR THE YEARS ENDED JUNE 30, 2016, 2015, 2014, 2013 AND 2012

	GENERAL FUND	SPECIAL REVENUE FUND	DEBT SERVICE FUND	CAPITAL PROJECTS FUND	2016 TOTALS	2015 TOTALS	2014 TOTALS	2013 TOTALS	2012 TOTALS
Salaries	\$ 12,146,015	\$ 29,909,946	\$ -	\$ -	\$ 42,055,961	\$ 41,499,027	\$ 42,444,321	\$ 43,236,217	\$ 41,532,813
Employee benefits	3,764,494	8,377,765	-	-	12,142,259	10,171,426	9,807,072	9,913,794	9,578,271
Purchased services	4,016,355	-	-	-	4,016,355	4,837,059	6,473,767	7,819,168	8,164,472
Supplies	6,844,685	-	-	-	6,844,685	7,630,173	7,338,030	7,645,038	9,375,361
Capital outlay	-	-	-	10,594,942	10,594,942	57,027,799	112,236,391	54,793,418	37,988,173
Principal	-	-	3,200,000	4,878,720	8,078,720	49,309,682	2,430,000	2,210,000	1,935,000
Interest and other charges	-	-	5,648,866	251,225	5,900,091	5,976,500	5,260,413	3,813,786	3,095,033
	<u>\$ 26,771,549</u>	<u>\$ 38,287,711</u>	<u>\$ 8,848,866</u>	<u>\$ 15,724,887</u>	<u>\$ 89,633,013</u>	<u>\$ 176,451,666</u>	<u>\$ 185,989,994</u>	<u>\$ 129,431,421</u>	<u>\$ 111,669,123</u>

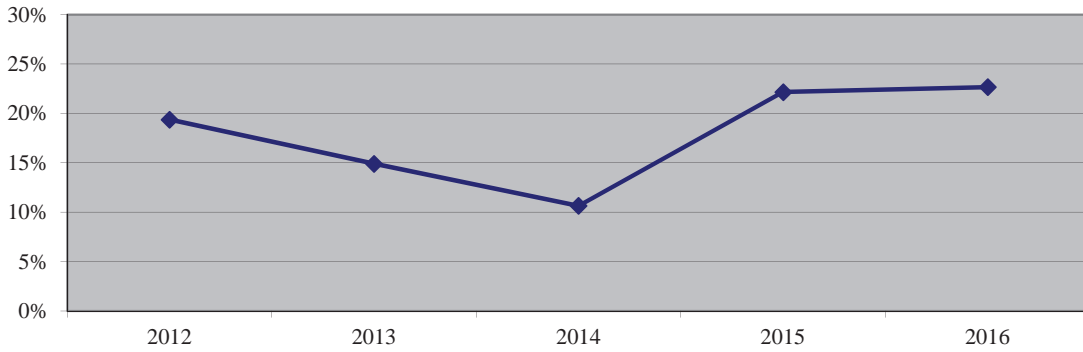


Note: The above graphs do not include expenditures for debt service or for capital improvements.

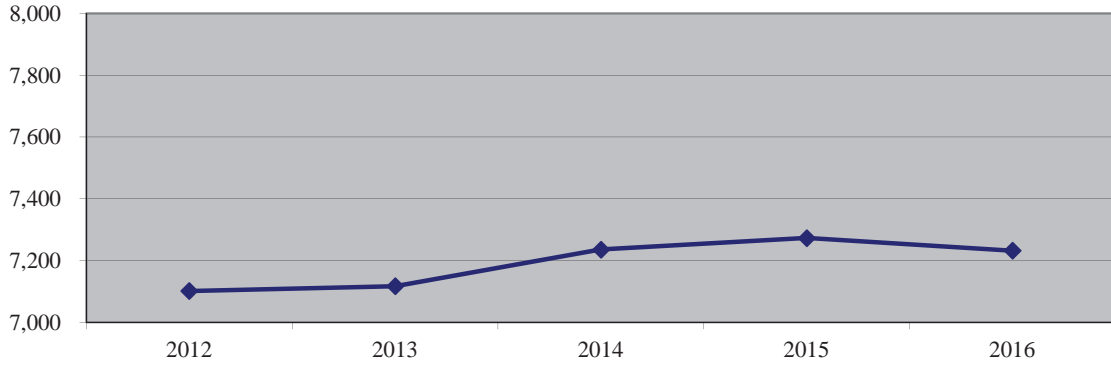
**JOPLIN SCHOOLS
SELECTED TRENDS
FOR THE YEARS ENDED JUNE 30, 2012 THROUGH 2016**

<u>General and Special Revenue Funds</u>	<u>2012</u>	<u>2013</u>	<u>2014</u>	<u>2015</u>	<u>2016</u>
Total Fund Balances - unrestricted	\$ 13,294,813	\$ 10,220,141	\$ 7,031,264	\$ 14,214,281	\$ 14,743,242
Total Expenditures	<u>68,650,917</u>	<u>68,614,217</u>	<u>66,063,190</u>	<u>64,137,685</u>	<u>65,059,258</u>
Reserve Ratio	19.37%	14.90%	10.64%	22.16%	22.66%
Average Daily Attendance	7,101.90	7,117.43	7,236.02	7,273.23	7,231.93

Reserve Ratio



Average Daily Attendance



**JOPLIN SCHOOLS
SCHEDULE OF SELECTED STATISTICS
FOR THE YEAR ENDED JUNE 30, 2016**

County District Number 049-148

1. CALENDAR

- A. Standard day length (SDL) - The total number of hours between the starting time of the first class and the dismissal time of the last class, minus the time allowed for lunch and one passing time, and minus Channel One time. Reported with 4 decimal places.

Grades K-5	6.8333
Grades 6-8	6.7666
Grades 6-8 East Middle School	6.6666
Grades 9-12	6.7166

- B. The number of actual calendar hours classes were in session and pupils were under the direction of teachers during this school year was as follows:

Grades K-5	1,114.99
Grades 6-8	1,104.19
Grades 6-8 East Middle School	1,087.99
Grades 9-12	1,096.09

- C. The number of days classes were in session and pupils were under the direction of teachers during this school year was 164 days.

2. AVERAGE DAILY ATTENDANCE (ADA)

Grades K-12	7,098.04
Grades K-12 - Remedial	<u>14.39</u>
	7,112.43
Summer School	<u>119.49</u>
Total Average Daily Attendance	<u><u>7,231.93</u></u>

3. SEPTEMBER MEMBERSHIP

September Membership FTE Count: 7,540.83

4. FREE AND REDUCED PRICE LUNCH FTE COUNT (Section 163.011(6), RSMo)

State FTE Total: Free: 4,054.81
Reduced: 503.34
Total: 4,558.15

5. FINANCE

- A. As required by Section 162.401, RSMo. a bond was purchased for the District's treasurer in the amount of: \$250,000

- B. The District's deposits were secured during the year as required by Section 110.010 and 110.020, RSMo. True

**JOPLIN SCHOOLS
SCHEDULE OF SELECTED STATISTICS
FOR THE YEAR ENDED JUNE 30, 2016**

County District Number 049-148

5. **FINANCE** (continued)

- C. The District maintained a separate bank account for its Debt Service Fund in accordance with Section 165.011, RSMo. True
- D. Salaries reported for educators in the October Core Data cycle are supported by payroll/contract records. True
- E. If a \$162,326 or 7% x SAT x WADA transfer was made in excess of adjusted expenditures, did the Board approve a resolution to make the transfer, which identified the specific projects to be funded by the transfer and an expected expenditure date for the projects to be undertaken? N/A
- F. The District published a summary of the prior year's audit report within thirty days of the receipt of the audit pursuant to Section 165.121, RSMo. True
- G. The District has a professional development committee plan adopted by the board with the professional development committee plan identifying the expenditure of seventy-five percent (75%) of one percent (1%) of the current year basic formula apportionment. True
- H. The amount spent for approved professional development committee plan activities was: \$ 153,768

6. **TRANSPORTATION** (Section 163.161, RSMo.)

- A. The District's transportation allowable costs substantially conform to 5 CSR 30-261.040, Allowable Costs for State Transportation Aid. True
- B. The District's school transportation ridership records are maintained in a manner to accurately disclose in all material respects the average number of regular riders transported. True
- C. Based on the ridership records, the average number of students (non-disabled K-12, K-12 students with disabilities and career education) transported on a regular basis (ADT) was:
 - Eligible ADT: 2,971.50
 - Ineligible ADT: 55.50
- D. The District's transportation odometer mileage records are maintained in a manner to accurately disclose in all material respects the eligible and ineligible miles for the year. True
- E. Actual odometer records show the total district-operated and contracted mileage for the year was: 661,573

Of this total, the eligible non-disabled and students with disabilities route miles and the ineligible non-route and disapproved miles (combined) was:

Eligible miles: 561,265
Ineligible miles (non-route/disapproved): 100,308

- F. Number of days the District operated the school transportation system during the regular school year: 164

JOPLIN SCHOOLS
SCHEDULE OF EXPENDITURES OF FEDERAL AWARDS
FOR THE YEAR ENDED JUNE 30, 2016

PASS-THROUGH GRANTOR/ PROGRAM TITLE	CFDA NUMBER	PASS-THROUGH GRANTOR NUMBER	TOTAL FEDERAL EXPENDITURES
<u>U.S. Department of Agriculture</u>			
Child Nutrition Cluster:			
Passed-through Missouri Department of Elementary and Secondary Education:			
National School Breakfast Program	10.553	049-148	\$ 682,600
National School Lunch Program	10.555	049-148	1,852,936
National School Snack Program	10.555	049-148	41,903
Non-cash: Food Distribution Program	10.555	049-148	276,088
			<u>2,853,527</u>
Passed-through Missouri Department of Health and Senior Services:			
Summer Food Service Program	10.559	ERS046-19315	142,011
Total Child Nutrition Cluster			<u>2,995,538</u>
<u>U.S. Department of Commerce:</u>			
Direct:			
Economic Adjustment Assistance Grant Program	11.307		<u>249,296</u>
<u>U.S. Department of Defense</u>			
Direct:			
Army Junior Reserve Officer Training Corp:	12.000		<u>57,475</u>
<u>U.S. Department of Education</u>			
Passed-through Missouri Department of Elementary and Secondary Education:			
Special Education Cluster:			
IDEA, Part B	84.027A	049-148	1,742,794
IDEA - Preschool Grants	84.173A	049-148	49,405
Total Special Education Cluster			<u>1,792,199</u>
Adult Basic Education Grant	84.002	049-148	135,880
Title I, Part A	84.010A	049-148	2,268,716
Career and Technical Education Grants (Perkins IV)	84.048A	049-148	204,399
Title III - Limited English Proficiency	84.365A	049-148	44,886
Title II.A	84.367A	049-148	260,399
Direct:			
Student Financial Aid Cluster:			
Federal Pell Grant Program	84.063		469,406
Federal Direct Student Loan Program	84.268		755,127
Total Student Financial Aid Cluster			<u>1,224,533</u>
Total U.S. Department of Education			<u>5,931,012</u>
<u>U.S. Department of Homeland Security</u>			
Passed-through Missouri State Emergency Management Agency:			
Hazard Mitigation Grant Program	97.039	HMGP DR-1980, Project #0004	33,886
Total Expenditures of Federal Awards			<u>\$ 9,267,207</u>

Note 1. Basis of Presentation

The accompanying schedule of expenditures of federal awards (the "Schedule") includes the federal award activity of Joplin Schools under programs of the federal government for the year ended June 30, 2016. The information in this Schedule is presented in accordance with the requirements of Title 2 U.S. Code of Federal Regulations Part 200, *Uniform Administrative Requirements, Cost Principles, and Audit Requirements for Federal Awards* (Uniform Guidance). Because the Schedule presents only a selected portion of the operations of Joplin Schools, it is not intended to and does not present the financial position, change in net position or cash flows of Joplin Schools.

Note 2. Summary of Significant Accounting Policies

Expenditures reported on the Schedule are reported on the modified cash basis of accounting. Such expenditures are recognized following the cost principles contained in the Uniform Guidance, wherein certain types of expenditures are not allowable or are limited as to reimbursement. Joplin Schools has elected not to use the 10-percent de minimis indirect cost rate allowed under the Uniform Guidance.

INTERNAL CONTROL AND COMPLIANCE

**REPORT ON THE ADMINISTRATION'S ASSERTIONS
ABOUT COMPLIANCE WITH SPECIFIED
REQUIREMENTS OF MISSOURI LAWS AND REGULATIONS**

To the Board of Education
Joplin Schools

We have audited the administration's assertions, included in its representation letter dated December 5, 2016 that Joplin Schools complied with the requirements of Missouri Laws and Regulations regarding budgetary and disbursement procedures; accurate disclosure by the District's attendance records of average daily attendance, resident membership on the last Wednesday of September, 2015 and the number of students eligible to receive free or reduced price lunches on the last Wednesday of January, 2016; and accurate disclosure by the District's pupil transportation records of the average students scheduled to be transported eligible and ineligible for state aid, the number of actual odometer miles eligible and ineligible for state aid and the allowable costs for pupil transportation during the year ended June 30, 2016. As discussed in that representation letter, the administration is responsible for the District's compliance with those requirements. Our responsibility is to express an opinion on the administration's assertions about the District's compliance based on our audit.

Our audit was made in accordance with standards established by the American Institute of Certified Public Accountants and, accordingly, included examining, on a test basis evidence about the District's compliance with those requirements and performing such other procedures as we considered necessary in the circumstances. We believe that our audit provides a reasonable basis for our opinion. Our opinion does not provide a legal determination on the District's compliance with specified requirements.

In our opinion, the administration's assertions that the District complied with the aforementioned requirements for the year ended June 30, 2016, are fairly stated in all material respects.

We noted immaterial instances of noncompliance with the aforementioned requirements that we have reported to the administration of the District in the accompanying Schedule of State Findings.

This report is intended solely for the information and use of the Board of Education, administration and the Missouri Department of Elementary and Secondary Education and is not intended to be and should not be used by anyone other than these specified parties.



December 5, 2016

**JOPLIN SCHOOLS
SCHEDULE OF STATE FINDINGS
FOR THE YEAR ENDED JUNE 30, 2016**

BOARD APPROVAL OF CONTRACTS

Missouri Statutes regarding school contracting require a majority of the board to approve every contract, regardless of the dollar amount involved. This includes every purchase order and contract that a District may enter. Both §162.301 (seven director districts) and §162.511 (urban districts) state that “no contract shall be let, person/teacher employed, bill approved or warrant ordered unless a majority of the whole board votes therefor.” §432.070, RSMo. Requires that the contract be entered into prior to performance under the contract. We tested expenditures for student services, noting that while the vendor invoices were approved by the Board as part of the regular session, the contracts were not presented to the Board for approval. We recommend that the administration present to the Board a listing of contracts up for renewal or award each applicable month, allowing for discussion and approval by the Board.

Auditee Response: The District is reviewing this recommendation and will implement practical procedures to comply with Missouri Statutes and board policy.

TRANSPORTATION

During our audit of pupils transported, we noted that the District did not report the students living less than one mile from the school as ineligible riders on the Application for State Transportation Aid. This resulted in non-disabled riders being overstated by 111 and ineligible riders being understated by 111.

Auditee Response: The District has corrected the Application for State Transportation Aid.

**INDEPENDENT AUDITORS' REPORT ON INTERNAL CONTROL OVER
FINANCIAL REPORTING AND ON COMPLIANCE AND OTHER MATTERS BASED
ON AN AUDIT OF FINANCIAL STATEMENTS PERFORMED IN
ACCORDANCE WITH *GOVERNMENT AUDITING STANDARDS***

To the Board of Education
Joplin Schools

We have audited, in accordance with the auditing standards generally accepted in the United States of America and the standards applicable to financial audits contained in *Government Auditing Standards* issued by the Comptroller General of the United States, the modified cash basis financial statements of the governmental activities, each major fund and the aggregate remaining fund information for Joplin Schools as of and for the year ended June 30, 2016, and the related notes to the financial statements, which collectively comprise the District's basic financial statements, and have issued our report thereon dated December 5, 2016.

Internal Control Over Financial Reporting

In planning and performing our audit of the financial statements, we considered the District's internal control over financial reporting (internal control) to determine the audit procedures that are appropriate in the circumstances for the purpose of expressing our opinions on the financial statements, but not for the purpose of expressing an opinion on the effectiveness of the District's internal control. Accordingly, we do not express an opinion on the effectiveness of the District's internal control.

A *deficiency in internal control* exists when the design or operation of a control does not allow management or employees, in the normal course of performing their assigned functions, to prevent, or detect and correct, misstatements on a timely basis. A *material weakness* is a deficiency, or a combination of deficiencies, in internal control, such that there is a reasonable possibility that a material misstatement of the entity's financial statements will not be prevented, or detected and corrected on a timely basis. A *significant deficiency* is a deficiency, or a combination of deficiencies, in internal control that is less severe than a material weakness, yet important enough to merit attention by those charged with governance.

Our consideration of internal control over financial reporting was for the limited purpose described in the first paragraph of this section and was not designed to identify all deficiencies in internal control that might be material weaknesses or significant deficiencies and therefore, material weaknesses or significant deficiencies may exist that were not identified. Given these limitations, during our audit we did not identify any deficiencies in internal control that we consider to be material weaknesses. However, material weaknesses may exist that have not been identified.

Compliance and Other Matters

As part of obtaining reasonable assurance about whether the District's financial statements are free of material misstatement, we performed tests of its compliance with certain provisions of laws, regulations, contracts and grant agreements, noncompliance with which could have a direct and material effect on the determination of financial statement amounts. However, providing an opinion on compliance with those provisions was not an objective of our audit, and accordingly, we do not express such an opinion. The results of our tests disclosed no instances of noncompliance or other matters that are required to be reported under *Government Auditing Standards*.

Purpose of this Report

The purpose of this report is intended solely to describe the scope of our testing of internal control and compliance and the result of that testing, and not to provide an opinion on the effectiveness of the District's internal control or on compliance. This report is an integral part of an audit performed in accordance with *Government Auditing Standards* in considering the District's internal control and compliance. Accordingly, this communication is not suitable for any other purpose.

Handwritten signature in black ink that reads "Westbrook & Co., P.C." with a stylized ampersand.

Richmond, Missouri
December 5, 2016

**INDEPENDENT AUDITORS' REPORT ON COMPLIANCE FOR EACH
MAJOR FEDERAL PROGRAM AND REPORT ON INTERNAL CONTROL OVER
COMPLIANCE AS REQUIRED BY THE UNIFORM GUIDANCE**

To the Board of Education
Joplin Schools

Report on Compliance for Each Major Federal Program

We have audited Joplin Schools compliance with the types of compliance requirements described in the *OMB Compliance Supplement* that could have a direct and material effect on each of its major federal programs for the year ended June 30, 2016. The District's major federal programs are identified in the summary of auditor's results section of the accompanying schedule of findings and questioned costs.

Management's Responsibility

Management is responsible for compliance with the federal statutes, regulations and the terms and conditions of its federal awards applicable to its federal programs.

Auditor's Responsibility

Our responsibility is to express an opinion on compliance for each of the District's major federal programs based on our audit of the types of compliance requirements referred to above. We conducted our audit of compliance in accordance with auditing standards generally accepted in the United States of America; the standards applicable to financial audits contained in *Government Auditing Standards*, issued by the Comptroller General of the United States and the audit requirements of Title 2 U.S. *Code of Federal Regulations Part 200, Uniform Administrative Requirements, Cost Principles, and Audit Requirements for Federal Awards* (Uniform Guidance). Those standards and the Uniform Guidance require that we plan and perform the audit to obtain reasonable assurance about whether noncompliance with the types of compliance requirements referred to above that could have a direct and material effect on a major federal program occurred. An audit includes examining, on a test basis, evidence about the District's compliance with those requirements and performing such other procedures as we considered necessary in the circumstances.

We believe that our audit provides a reasonable basis for our opinion on compliance for each major federal program. However, our audit does not provide a legal determination on the District's compliance.

Opinion on Each Major Federal Program

In our opinion, the District complied, in all material respects, with the compliance requirements referred to above that could have a direct and material effect on each of its major federal programs for the year ended June 30, 2016.

Report on Internal Control Over Compliance

Management of the District is responsible for establishing and maintaining effective internal control over compliance with the types of compliance requirements referred to above. In planning and performing our audit of compliance, we considered the District's internal control over compliance with the types of requirements that could have a direct and material effect on each major federal program to determine the auditing procedures that are appropriate in the circumstances for the purpose of expressing an opinion on compliance for each major federal program, and to test and report on internal control over compliance in accordance with the Uniform Guidance, but not for the purpose of expressing an opinion on the effectiveness of internal control over compliance. Accordingly, we do not express an opinion on the effectiveness of the District's internal control over compliance.

A deficiency in internal control over compliance exists when the design or operation of a control over compliance does not allow management or employees, in the normal course of performing their assigned functions, to prevent, or detect and correct, noncompliance with a type of compliance requirement of a federal program on a timely basis. A *material weakness in internal control over compliance* is a deficiency, or combination of deficiencies, in internal control over compliance, such that there is a reasonable possibility that material noncompliance with a type of compliance requirement of a federal program will not be prevented, or detected and corrected, on a timely basis. A *significant deficiency in internal control over compliance* is a deficiency, or a combination of deficiencies, in internal control over compliance with a type of compliance requirement of a federal program that is less severe than a material weakness in internal control over compliance, yet important enough to merit attention by those charged with governance.

Our consideration of internal control over compliance was for the limited purpose described in the first paragraph of this section and was not designed to identify all deficiencies in internal control over compliance that might be material weaknesses or significant deficiencies. We did not identify any deficiencies in internal control over compliance that we consider to be material weaknesses. However, material weaknesses may exist that have not been identified.

The purpose of this report on internal control over compliance is solely to describe the scope of our testing of internal control over compliance and the results of that testing based upon the requirements of the Uniform Guidance. Accordingly, this report is not suitable for any other purpose.

Westbrook & Co., P.C.

Richmond, Missouri
December 5, 2016

**JOPLIN SCHOOLS
SCHEDULE OF FINDINGS AND QUESTIONED COSTS
FOR THE YEAR ENDED JUNE 30, 2016**

A. SUMMARY OF AUDITORS' RESULTS

Financial Statements

Type of auditors' report issued on whether the financial statements audited were prepared in accordance with the modified cash basis:

Unmodified

Internal control over financial reporting:

- | | | | | | |
|---|-------|-----|-------|---|---------------|
| • Material weakness(es) identified? | _____ | Yes | _____ | X | No |
| • Significant deficiency(ies) identified? | _____ | Yes | _____ | X | None reported |

Noncompliance material to financial statements noted?

_____	Yes	_____	X	No
-------	-----	-------	---	----

Federal Awards

Internal control over major federal programs:

- | | | | | | |
|---|-------|-----|-------|---|---------------|
| • Material weakness(es) identified? | _____ | Yes | _____ | X | No |
| • Significant deficiency(ies) identified? | _____ | Yes | _____ | X | None reported |

Type of auditors' report issued on compliance for major federal programs:

Unmodified

Any audit findings disclosed that are required to be reported in accordance with 2 CFR 200.516(a)?

_____	Yes	_____	X	No
-------	-----	-------	---	----

Identification of major programs:

Child Nutrition Cluster	CFDA No. 10.553, 10.555 and 10.559
Special Education Cluster	CFDA No. 84.027A and 84.173A
Economic Adjustment Assistance Program	CFDA No. 11.307

Dollar threshold used to distinguish between type A and type B programs:

\$ 750,000

Auditee qualified as low-risk auditee?

_____	Yes	_____	X	No
-------	-----	-------	---	----

B. FINDINGS - FINANCIAL STATEMENT AUDIT

None

C. FINDINGS AND QUESTIONED COSTS - MAJOR FEDERAL AWARD PROGRAMS

None

**JOPLIN SCHOOLS
SUMMARY SCHEDULE OF PRIOR AUDIT FINDINGS
FOR THE YEAR ENDED JUNE 30, 2016**

There were no prior audit findings.